

PMO MATURITY ASSESSMENT TOOL ONLINE ACCESS

PMO Maturity Assessment Tool Online Access



License Code

Login

If you have purchased the Excel version of the tool you can enter the license code included in the copy you purchased. If you don't have a license code then you can [order it here](#). Find more about this tool on our [tools page](#). Read about our PMO maturity assessment model on the [resources page](#).

© OneWayForward Inc. - All rights are reserved

Version 1.0 - 2017

<http://pmo.onewayforward.com>

About the model

The PMO Maturity Assessment Model is published in our paper titled "PMO Maturity Assessment", where we proposed a maturity model of increasing maturity levels based on the functions included within the PMO scope in the organization. Based on that model, characteristics are defined for PMOs in each consecutive level of maturity so that a certain PMO can be said to be of specific maturity once all characteristics of that level are satisfied by the PMO. To see more details about the paper and the model, please check our [resources page](#).

About the tool

In order to facilitate use and application of our model, we have developed an automated tool to be associated with it. The tool mainly translates the characteristics of maturity levels into Yes/No questions to be answered for the purpose of assessing the maturity of the PMO. We first distributed this tool in the form of an automated Excel workbook, and after two years of use by various PMOs we made the process easier and more useful by creating a web-based version of the tool that provides more insightful results of the assessment.

Using this tool, you can create several assessments, compare baseline assessments, and see benchmarking of the average scores of your assessments compared to the total average of all assessments available on the system by all users. The tool also provides interactive charts that help to visualize the results for your reporting.

License

Once you purchase the PMO Maturity Assessment tool from our [toolkits page](#), you will receive your "license code" that you can use to login to the online access of the tool. As for the current version, only the online access is available. Subscription includes lifetime access to future updated versions.

Feedback

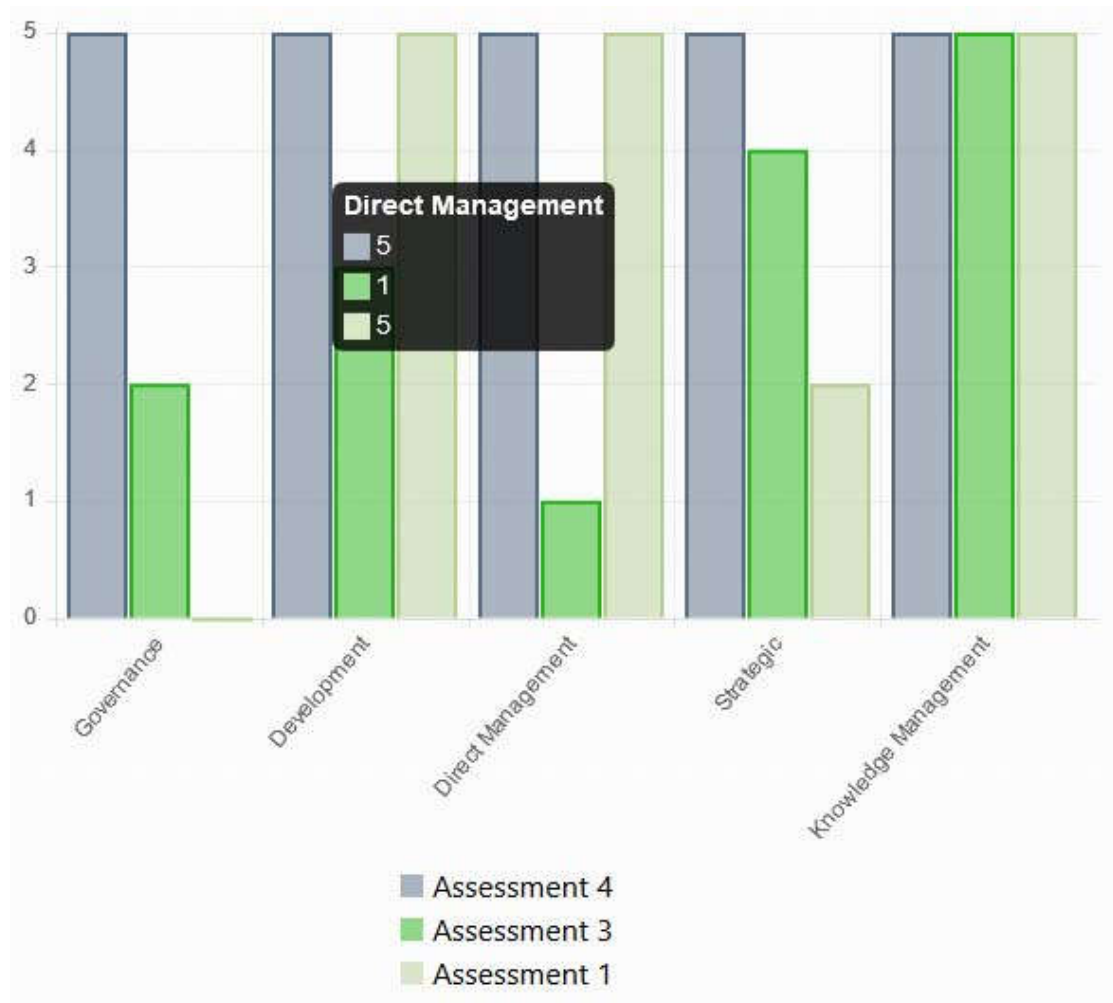
We would much like to hear feedback from our users, if you have any inquiries, recommendations, lessons learned, or any remarks you have found as a result of applying our model and using our tool in your actual practice, please don't hesitate to let us know your feedback. You can reach us through our contacts available on the [contact us page](#).

Change Log

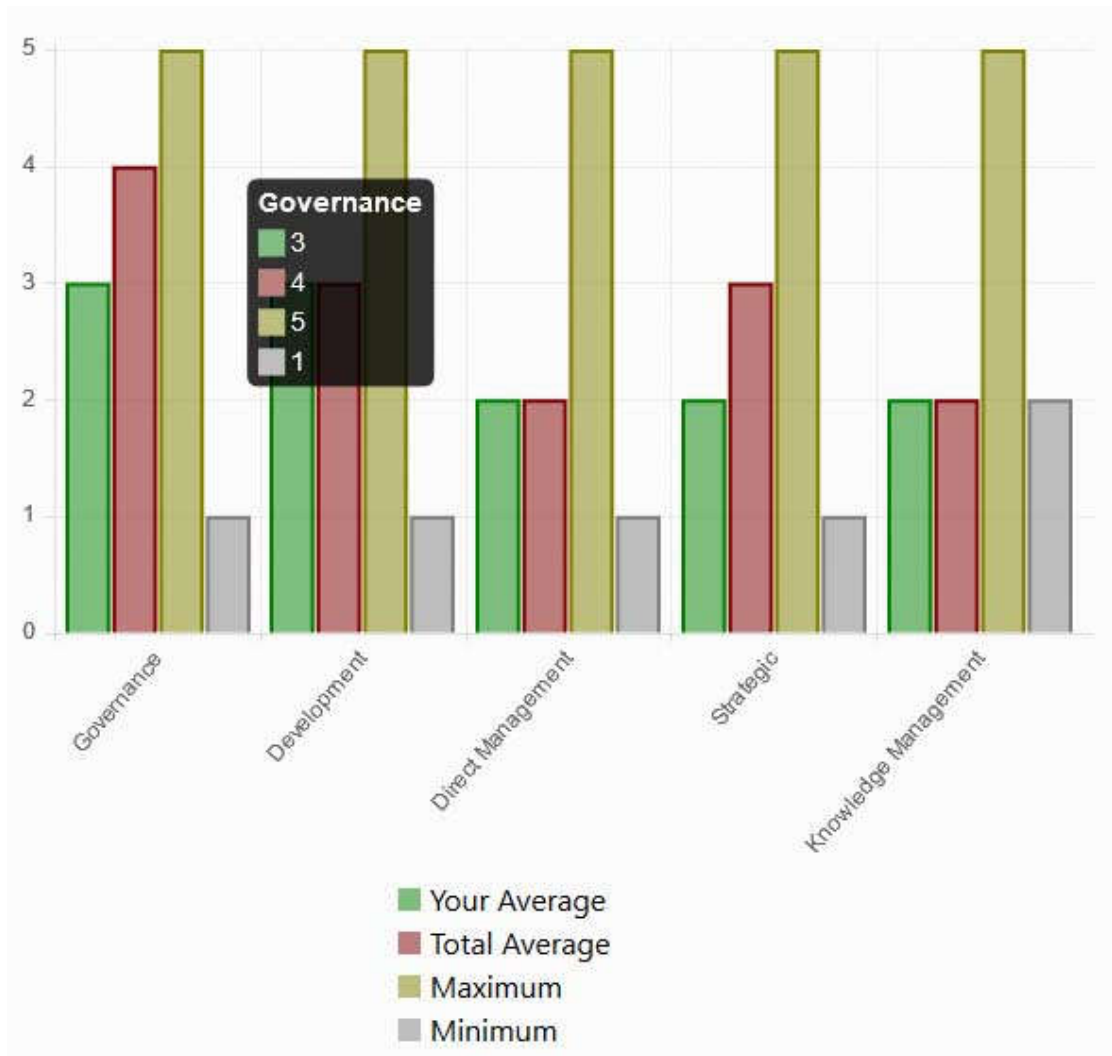
The following are the main changes from the Excel version to the online access version:

- **Baseline / Multi-Assessment Comparison:** The Excel version allowed only one assessment to be created at a time, with no tracking or baselining of consecutive assessments. The Online Access version allows creation of unlimited number of assessments, viewing/editing them at any time in the future as needed, and allows comparison between any combination of assessments or baselines. For example, you can have different assessments for different PMOs to compare them, or you can have different baselines during the journey of maturity improvement of a certain PMO so that you can gauge improvements achieved over time.
- **Benchmarking:** The Excel workbook was used by individual users in separation without sharing their results together. The Online Access version offers a central repository for all assessments done by all users of the tool, which allows share of results, and benchmarking one user results with results of all users. Currently this benchmarking is done without filtration based on firm size or industry, and as the tool is adopted by increasing number of users so that there is enough data to do this filtration, benchmarking may be made more advanced in subsequent versions of the tool. Benchmarking is done based on the average of all assessments of the user versus average of all assessments of all users. This benchmarking method may be made more statistically sound in future versions.
- **Total score of the PMO:** In the Excel version, and as shown in the sample included in the appendix of the published paper, the overall maturity level of the PMO is calculated as the average level of all categories of functions of the PMO. This is changed in the Online Access version, so that the overall maturity of the PMO is the minimum common level of all categories of functions. Just as the maturity level of a certain category of functions is determined if and only if all lower levels are 100% satisfied, the PMO is considered to be at a certain maturity level if and only if that level is satisfied by all categories of functions of the PMO.

Interactive Charts

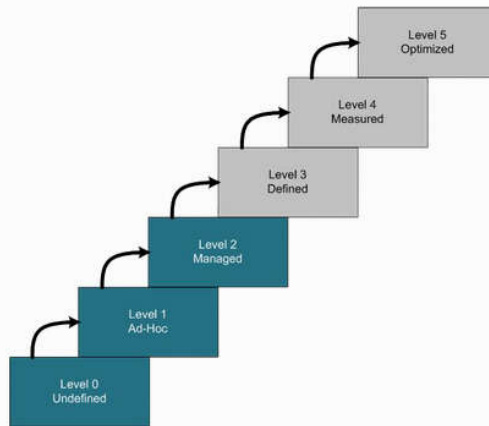


Sample Baseline Comparison Output Chart

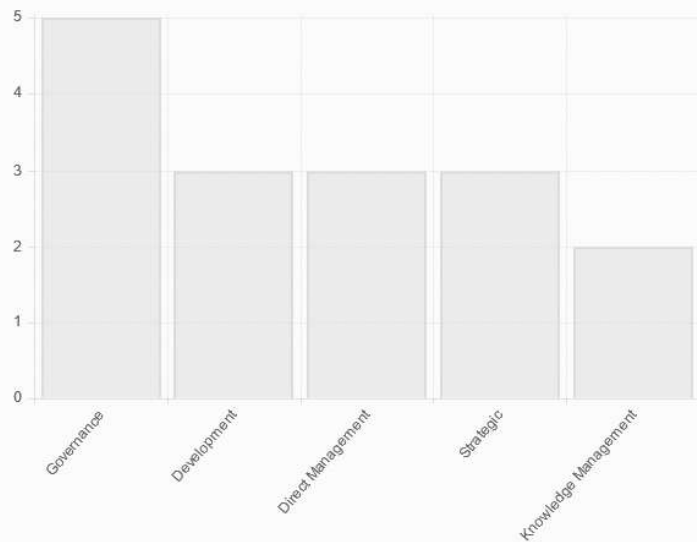


Sample Benchmarking Output Chart

ASSESSMENT RESULTS



PMO Overall Level: Managed



Category	Level	Description	Improvement Steps
Governance	Optimized	The PMO takes initiatives in enhancing and improving the organizational project management maturity over the three dimensions of project, program, and portfolio management.	Continual assessment to sustain maturity
Development	Defined	The PMO represents a central project management governance and control function.	Perform requirements of the following level: Measured
Direct Management	Defined	The PMO represents a central project management governance and control function.	Perform requirements of the following level: Measured
Strategic	Defined	The PMO represents a central project management governance and control function.	Perform requirements of the following level: Measured
Knowledge Management	Managed	A PMO exists, carrying out partial support functions, with no governance or guidance roles.	Perform requirements of the following level: Defined

Sample Single Assessment Results

Find more details on our website

The OneWayForward Inc.

<http://www.onewayforward.com>